



EFG014690




EFG Hold cupboards with sliding doors

EFG Hold is a wide and varied storage family with a modern design and thin dimensions. It is flexible, functional, adaptable and works just as good against a wall as free-standing units. Frame, fronts and details are available in a large variety of finishes. With EFG Hold every room and workplace will have functional and suitable storages.

Product info

- Cupboard with 2 sliding doors.
- Possible to fit with key or code lock.
- Plinth, castor frame and leg frame are ordered separately.
- Dimensions: depth 400 mm, width: 800 mm, 1200 mm, 1600 mm, height: 2A4, 3A4.
- Frame in veneer (B5, R5, A2) or laminate (MB, MR, ME, MV, M6, MA).
- Shelves, partitions and backs match the frame (MV, ME, MA, M6, MR, MB) or in white laminate (MV).
- Exception frame in A2: shelves, partitions and back only in white laminate MV.
- Fronts in veneer (B5, R5, A2), laminate (MB, MR, ME, MV, M6, MA) or lacquer (TC, TD, TE).
- Plinth in laminate (MB, MR, ME, MV, M6, MA) or plastic (PV, PA).
- Bail handle (24, 26, 62, 65, 69, 71, 90, Z4) or knob (24, 62, 65, 69, 71, 90, 92, Z4) alternatively recessed cup in brushed aluminium (98).
- Metal stand (24, 62, 65, 69, 71, Z4).
- Wheel base in metal (24, 62, Z4).
- NB! Due to the risk of tipping, units higher than 3A4 can not be fitted with castor frame.
- Guarantee: 5 years liability for defects resulting from faulty design, materials or workmanship.
- Material meets approved industry standards and environmental requirements.
- Certified by “Möbelfakta” for quality, environmental and Social responsibility.
- Tested according to EN 16121:2013 and EN 16122:2012, Level 1, General use.

Measurements

Art no	Width 	Depth 	Height 	Weight
S12S2ADC	1200	400	746	42
S12S2ADK	1200	400	746	42
S12S2AUC	1200	400	746	42
S12S2AUK	1200	400	746	42
S12S2C	1200	400	746	41
S12S2K	1200	400	746	41
S12S2WDC	1200	400	746	42
S12S2WDK	1200	400	746	42
S12S2WUC	1200	400	746	42
S12S2WUK	1200	400	746	42
S12S3C	1200	400	1098	60
S12S3K	1200	400	1098	60
S16S3C	1600	400	1098	77
S16S3HC	1600	400	1098	77
S16S3HK	1600	400	1098	77
S16S3K	1600	400	1098	77
S80S2C	800	400	746	30
S80S2K	800	400	746	30
S80S3C	800	400	1098	42
S80S3K	800	400	1098	42
SMHA1200	1185	392	235	-
SMHA800	794	392	235	-
SML1200	1185	392	94	-
SML800	794	392	94	-
SMLA1200	1185	392	94	-
SMLA800	794	392	94	-
SMW1200	1185	392	94	-
SMW800	794	392	94	-
SMWA1200	1185	392	94	-
SMWA800	794	392	94	-
SPL1200	1196	354	70	-
SPL1600	1596	354	70	-

Art no	Width	Depth	Height	Weight
SPL800	796	354	70	-
SPLA1200	1196	354	70	-
SPLA1600	1596	354	70	-
SPLA800	796	354	70	-
SPP1200	1192	356	70	-
SPP1600	1592	356	70	-
SPP800	796	356	70	-
SPPA1200	1192	356	70	-
SPPA1600	1592	356	70	-
SPPA800	796	356	70	-

EFG014690



EFG014691



S12S3K

EFG014697



S80S2K