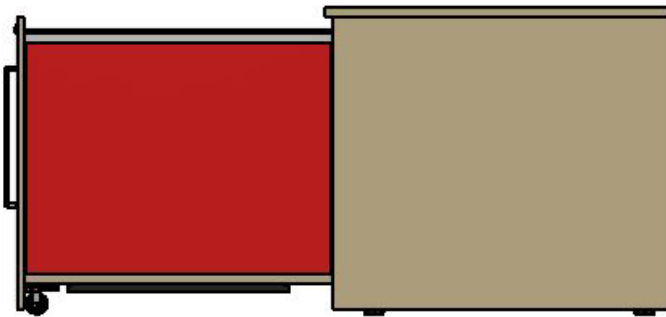


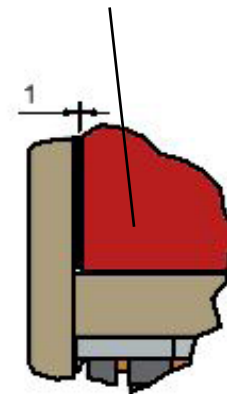
EQUAL FOR BOTH TOWER'S

It's easier to mount the Acoustic back if the Metal Side is unscrewed from the Inside Unit of the Tower.

TOWER 1,5A4




The Acoustic Back is mounted against the bottom of the Metal Side.

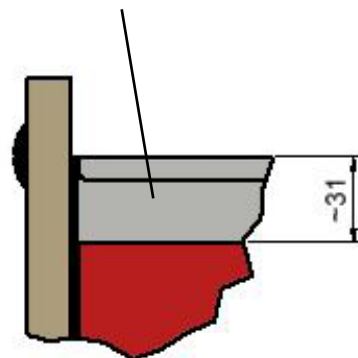


A (1:2)

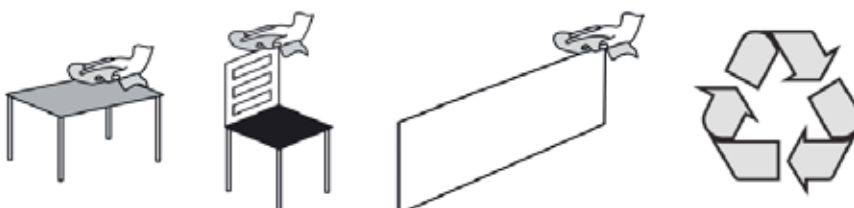
TOWER 3A4



The Acoustic Back ends about 31mm from the top. This space is needed for the accessory "Add-on Shelf - Tower".



B (1:2)



The product contains one or more of following materials:
Wood, metal, plastic.